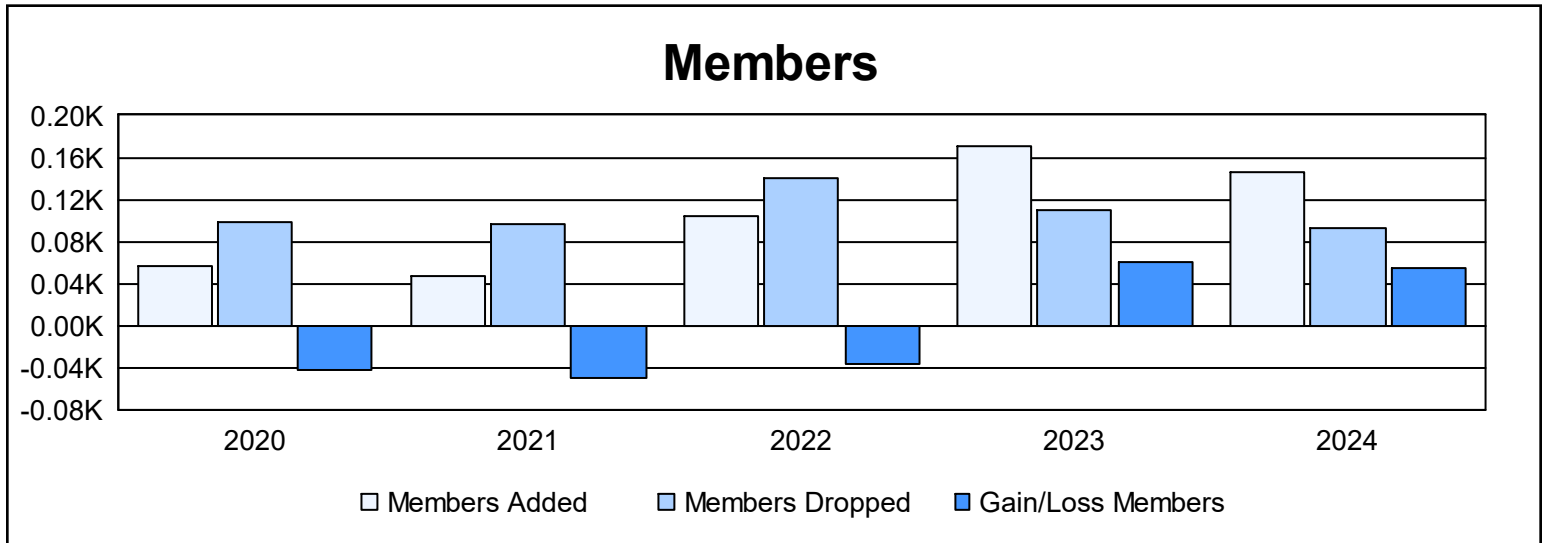
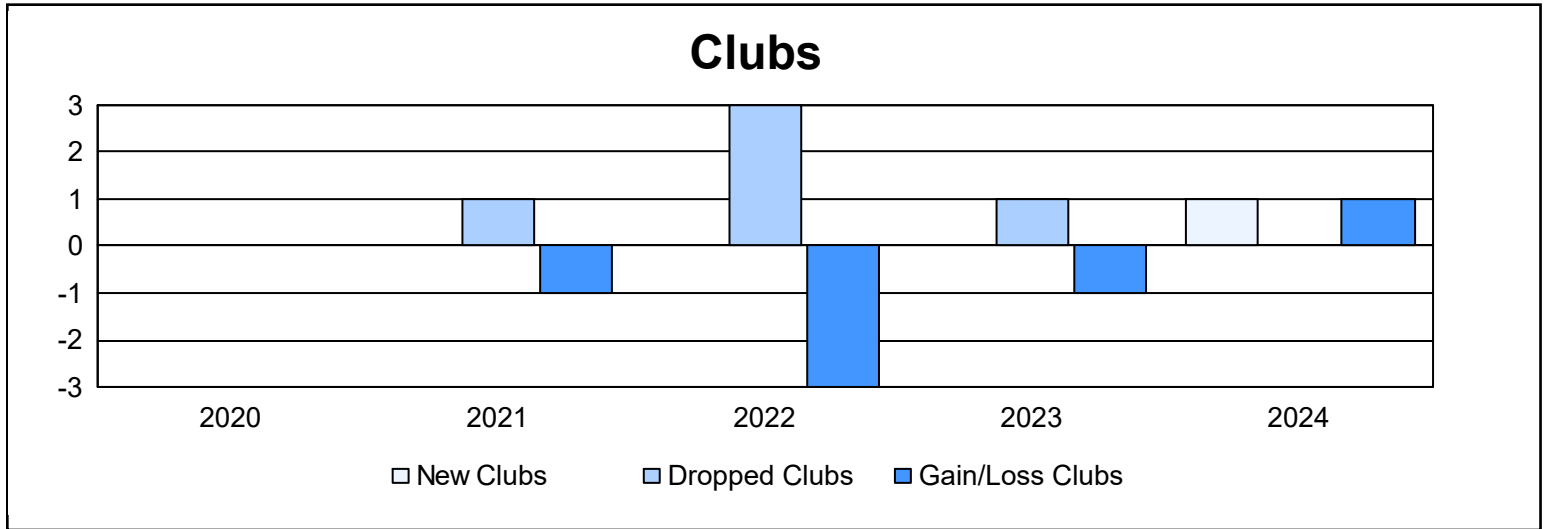
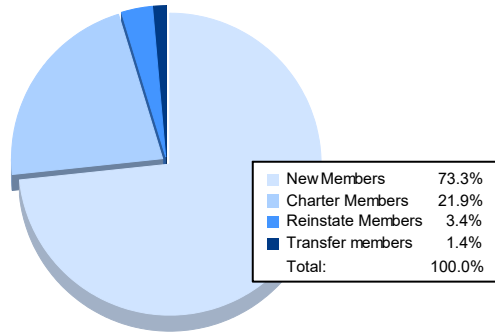


Year	New Clubs	Dropped Clubs	Gain/ Loss Clubs	New Members	Charter Members	Reinstate Members	Transfer Members	Total Member Added	Total Members Dropped	Gain/ Loss Members
2019-2020	0	0	0	48	0	6	2	56	99	-43
2020-2021	0	1	-1	35	2	10	0	47	96	-49
2021-2022	0	3	-3	85	3	4	12	104	140	-36
2022-2023	0	1	-1	152	2	7	9	170	110	60
2023-2024	1	0	1	107	32	5	2	146	92	54
<b>Average</b>	<b>0</b>	<b>1</b>	<b>-1</b>	<b>85</b>	<b>8</b>	<b>6</b>	<b>5</b>	<b>105</b>	<b>107</b>	<b>-3</b>



### Membership Composition June 2024 Cumulative



### Gender Composition June 2024 Cumulative

